



39th Annual Meeting of the Voorburg Group
on Service Statistics

EMPLOYMENT SERVICES THE EXPERIENCE OF ITS MEASUREMENT IN MEXICO

INDUSTRY SESSION

ISIC REV. 4 N 78 - NAICS MEXICO 2018 5613

Presented by: Ariel Juárez
Director of Tertiary Sector Surveys

September 22 to 26, **2025**
Hosted by: Statistics Denmark.
Copenhagen, Denmark



    inegi.org.mx

Content

I.

INTRODUCTION

II.

CLASSIFICATION

III.

OUTPUT
MEASUREMENT

IV.

2021 LABOR
REFORM

V.


SECTOR
TRANSFORMATION

VI.

FINAL REMARKS

I. INTRODUCTION

How are employment services measured in Mexico?



II. CLASSIFICATION

Comparison: NAICS Mexico 2018 vs. ISIC Rev. 4

NAICS Mexico 2018		ISIC Rev. 4	
Code	Description	Code	Description
56	Administrative and support and waste management and remediation services	N 78	Employment activities
561310	Employment agencies	7810	Activities of employment placement agencies
561320	Temporary employment agencies	7820	Temporary employment agency activities
561330	Supply of permanent personnel	7830	Other human resources provision

III. OUTPUT MEASUREMENT

Statistical design: Monthly Services Survey, 2018 Series

Unit of observation

**Enterprise and
Establishment**

Sampling design

Mixed

- Probabilistic: 48 domains
- Non-probabilistic: 13 domains

61 Domains under study

Geographical coverage

**National and principal sectors
by federal entity**

Sectoral coverage

**Sector, Subsector and National
Industry Group**



Sampling frame 1 813 334

Economic units

Sample 9 693 economic units

Revenue: 98.07% coverage

Employed Personnel: 98.70% coverage

III. OUTPUT MEASUREMENT

Statistical design: Sector 56 Administrative and Support Services

Unit of observation

Establishment

Sampling design

Probabilistic

8 Domains under study

Geographical coverage
National

Sectoral coverage
National Industry group

Sampling frame

76 989 establishments

Sample

1 183 establishments



National Industry group 5613 Employment Services

Framework 4 398 establishments

Revenue: 6.55% coverage

Sample 181 establishments

Employed Personnel: 11.75% coverage

IV. 2021 LABOR REFORM

Outsourcing Reform



It became effective as of April 2021.



Subcontracting is permitted exclusively to specialized enterprises.



Registration with the Ministry of Labor and Social Welfare (STPS).

IV. 2021 LABOR REFORM

Challenges in data collection



Restructuring of establishments in industry group 5613
Employment Services.



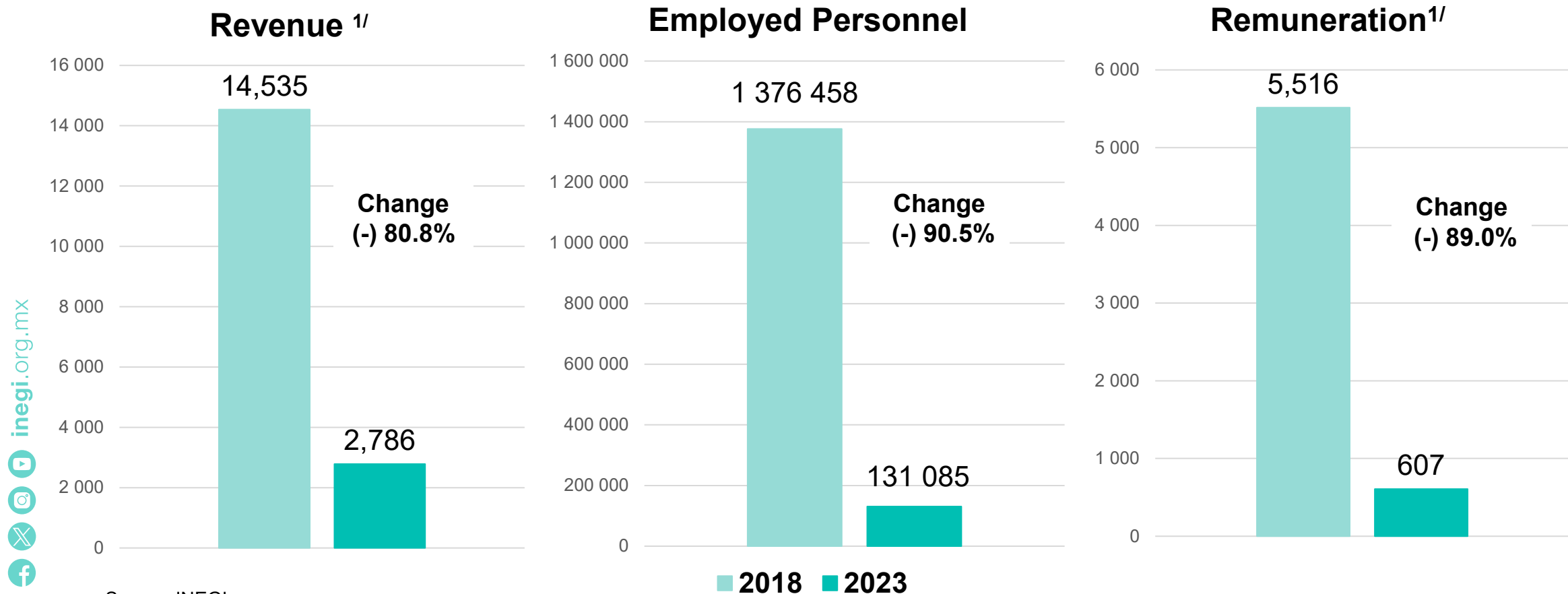
Need to adapt the data collection instruments.



Revision and alignment of terminology between international
standards and local practices.

V. SECTOR TRANSFORMATION

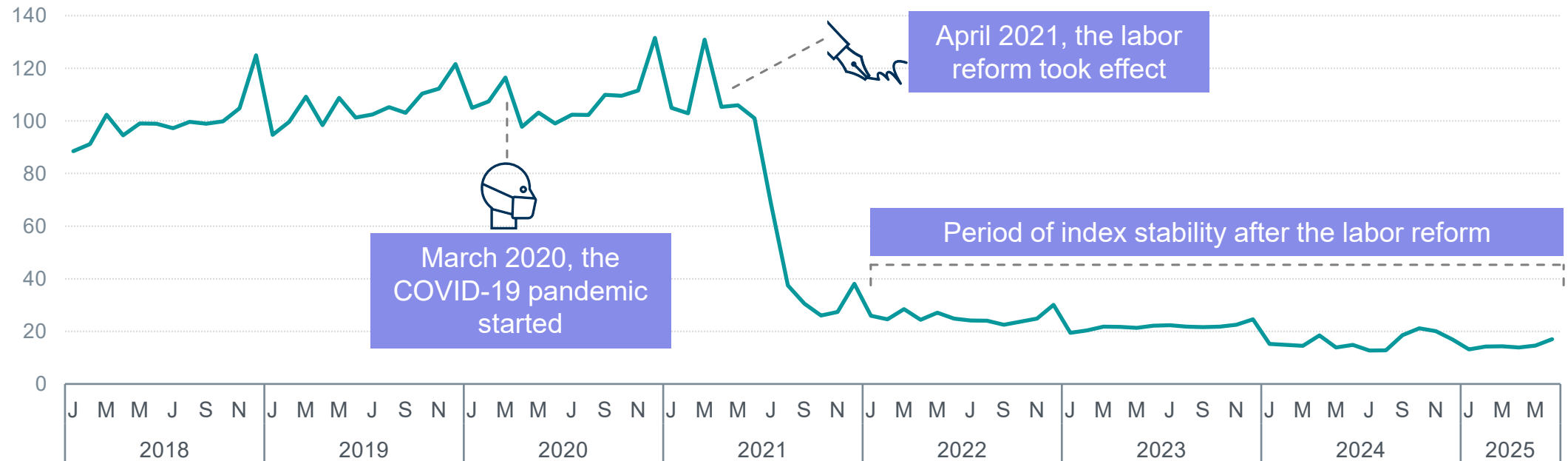
Results of the 2024 Economic Censuses on employment services in Mexico, main variables



V. SECTOR TRANSFORMATION

Revenue index of Employment Services

January 2018 to June 2025
(2018=100)

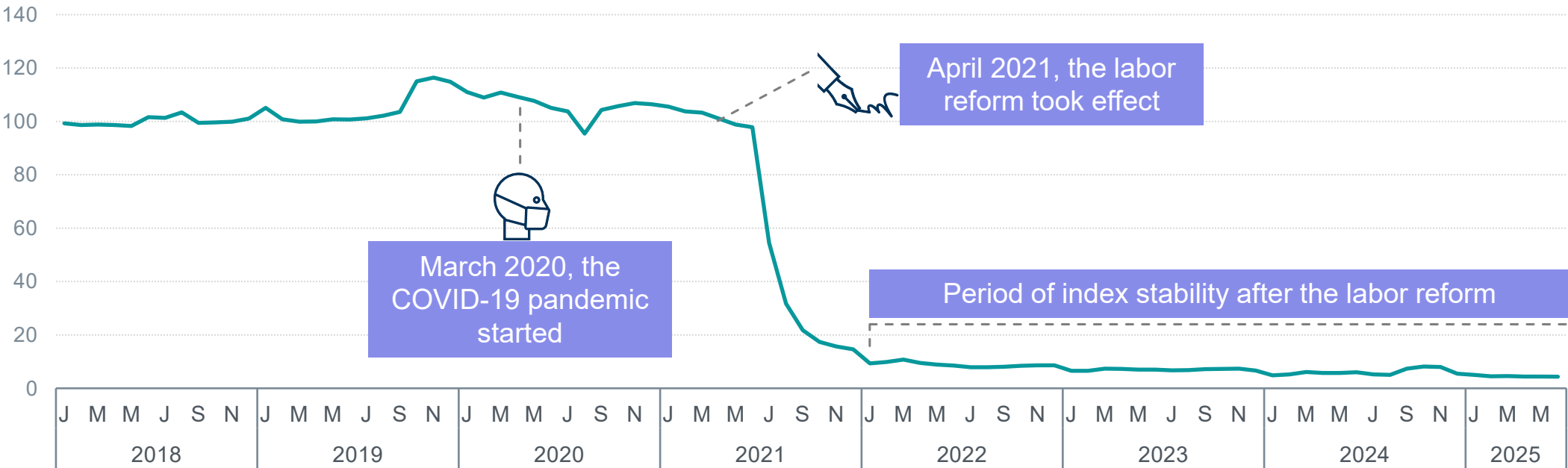


INEGI. Monthly Services Survey. EMS. 2025.

V. SECTOR TRANSFORMATION

Employed Personnel index of Employment Services

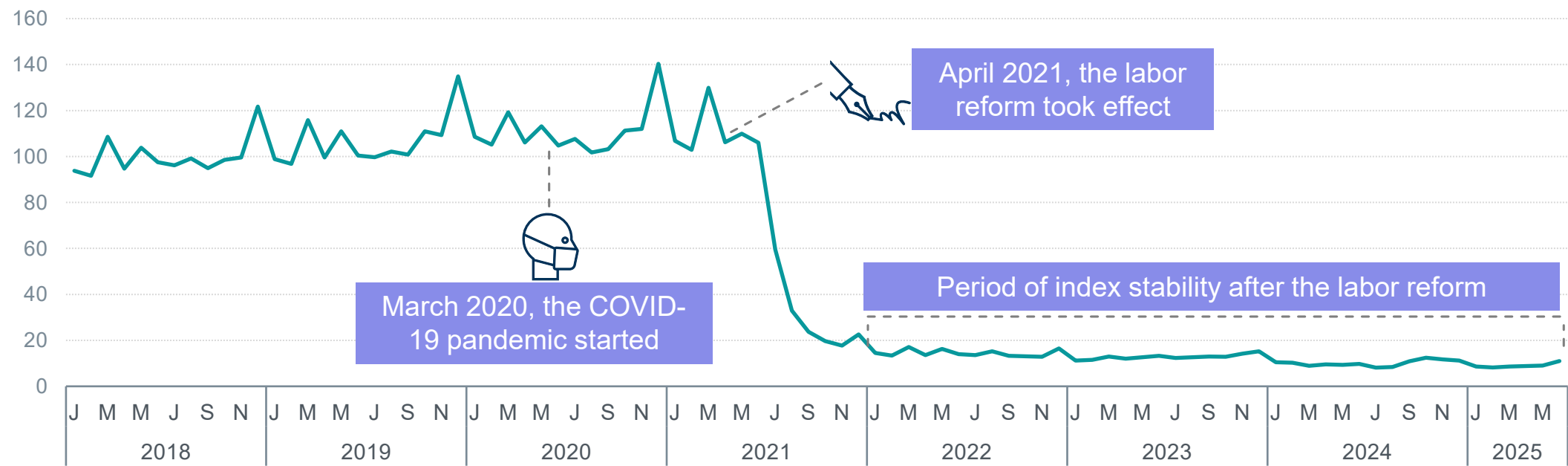
January 2018 to June 2025
(2018=100)



INEGI. Monthly Services Survey. EMS. 2025.

V. SECTOR TRANSFORMATION

Remuneration index Employment Services
 January 2018 to June 2025
 (2018=100)



INEGI. Monthly Services Survey. EMS. 2025.

VI. FINAL REMARKS

↙ The outsourcing reform complicated data collection, but methodological adjustments ensured reliable results in Employment Services.



The 2024 Economic Censuses confirm a decrease in variables related to Employment Services, reflecting the disappearance of the supply of permanent personnel.



The 2023 Series will more accurately reflect the adaptation of economic units to the new regulation.



The Mexican experience highlights the importance of updated sampling frames and flexible methodologies to ensure reliable results.

Thank you!



800 111 46 34

www.inegi.org.mx

atencion.usuarios@inegi.org.mx



INEGIINFORMA

Ariel Juárez
Director of Tertiary Sector Surveys
ariel.juarez@inegi.org.mx

